



ELEVATION 2



ELEVATION 3



ELEVATION 4



ELEVATION 12



ELEVATION 13



ELEVATION 14



ELEVATION 15



These drawings are conceptual only and are for the convenience of reference. They should not be relied upon as representations, express or implied, of the final detail of the residences. The builder expressly reserves the right to make modifications, revisions, and changes it deems desirable in its sole and absolute discretion. Dimensions and square footages are approximate and may vary with actual construction. Due to design and footage requirements not all options/elevations are available in all locations.



FIRST FLOOR PLAN



SECOND FLOOR PLAN

FEATURES:

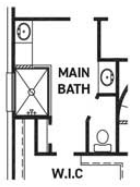
- 2,762 SQUARE FT.
- 4 BEDROOM
- 3 BATHROOM
- 3 CAR GARAGE



OPT. FIREPLACE



OPT. CATERER'S KITCHEN +118 SQ. FT.



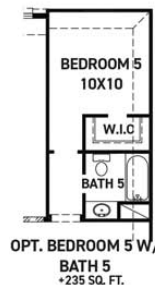
OPT. ENLARGED MAIN SHOWER



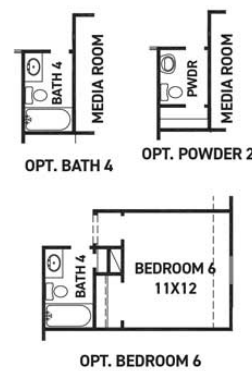
OPT. POCKET-STUDY +118 SQ. FT.



OPT. ENSUITE @ BEDROOM 2 W/ POWDER



OPT. BEDROOM 5 W/ BATH 5 +235 SQ. FT.



OPT. BEDROOM 6 W/ BATH 4



OPT. JACK & JILL +42 SQ. FT.

REV 05/25 (5016)



These drawings are conceptual only and are for the convenience of reference. They should not be relied upon as representations, express or implied, of the final detail of the residences. The builder expressly reserves the right to make modifications, revisions, and changes it deems desirable in its sole and absolute discretion. Dimensions and square footages are approximate and may vary with actual construction. Due to design and footage requirements not all options/elevations are available in all locations.

