



ELEVATION 1



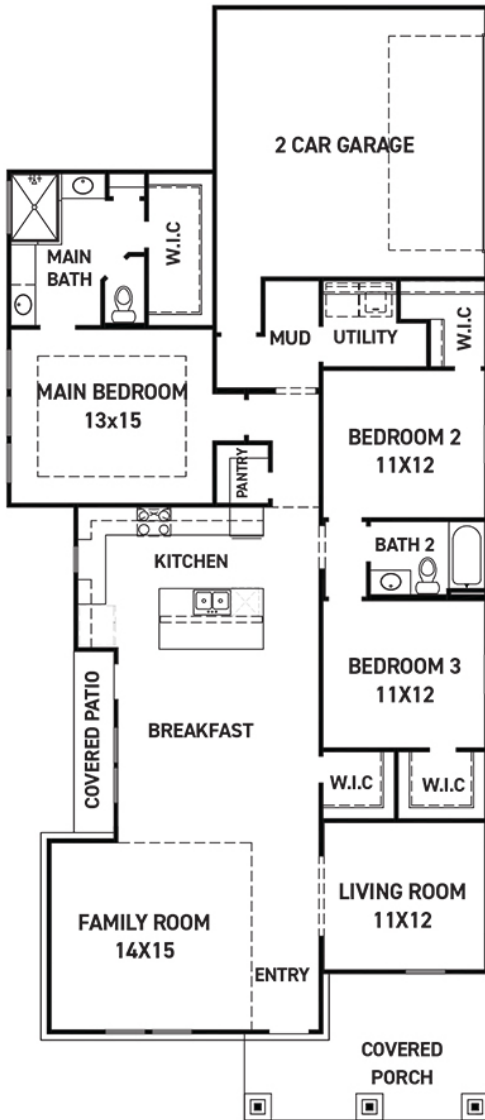
ELEVATION 2



ELEVATION 3



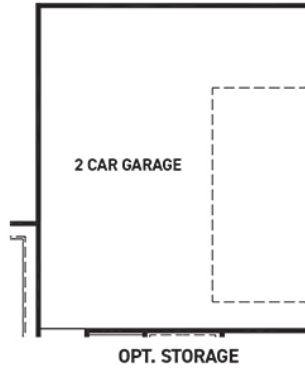
These drawings are conceptual only and are for the convenience of reference. They should not be relied upon as representations, express or implied, of the final detail of the residences. The builder expressly reserves the right to make modifications, revisions, and changes it deems desirable in its sole and absolute discretion. Dimensions and square footages are approximate and may vary with actual construction. Due to design and footage requirements not all options/elevations are available in all locations.



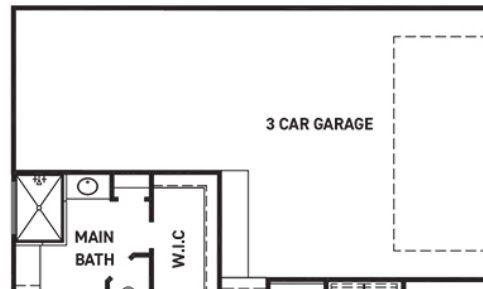
FIRST FLOOR PLAN

FEATURES:

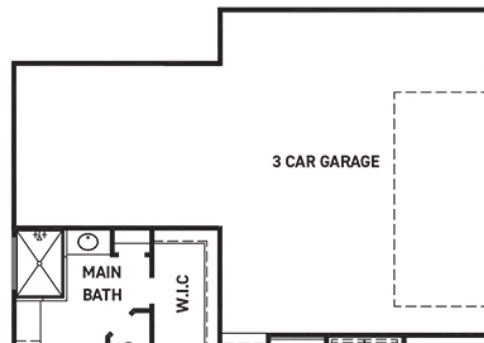
- 1,904 SQUARE FT.
- 3 BEDROOM
- 2 BATHROOM
- 2 CAR GARAGE




OPT. STORAGE



OPT. 3RD BAY



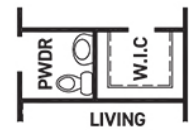
OPT. STORAGE W/ 3RD BAY



OPT. TUB
MAIN BATH



OPT. EXTENDED
COVERED PATIO



OPT. POWDER



OPT. STUDY
@ LIVING

REV 09/24 (Q45A)



These drawings are conceptual only and are for the convenience of reference. They should not be relied upon as representations, express or implied, of the final detail of the residences. The builder expressly reserves the right to make modifications, revisions, and changes it deems desirable in its sole and absolute discretion. Dimensions and square footages are approximate and may vary with actual construction. Due to design and footage requirements not all options/elevations are available in all locations.