



ELEVATION 1



ELEVATION 2



ELEVATION 3



ELEVATION 4



These drawings are conceptual only and are for the convenience of reference. They should not be relied upon as representations, express or implied, of the final detail of the residences. The builder expressly reserves the right to make modifications, revisions, and changes it deems desirable in its sole and absolute discretion. Dimensions and square footages are approximate and may vary with actual construction. Due to design and footage requirements not all options/elevations are available in all locations.



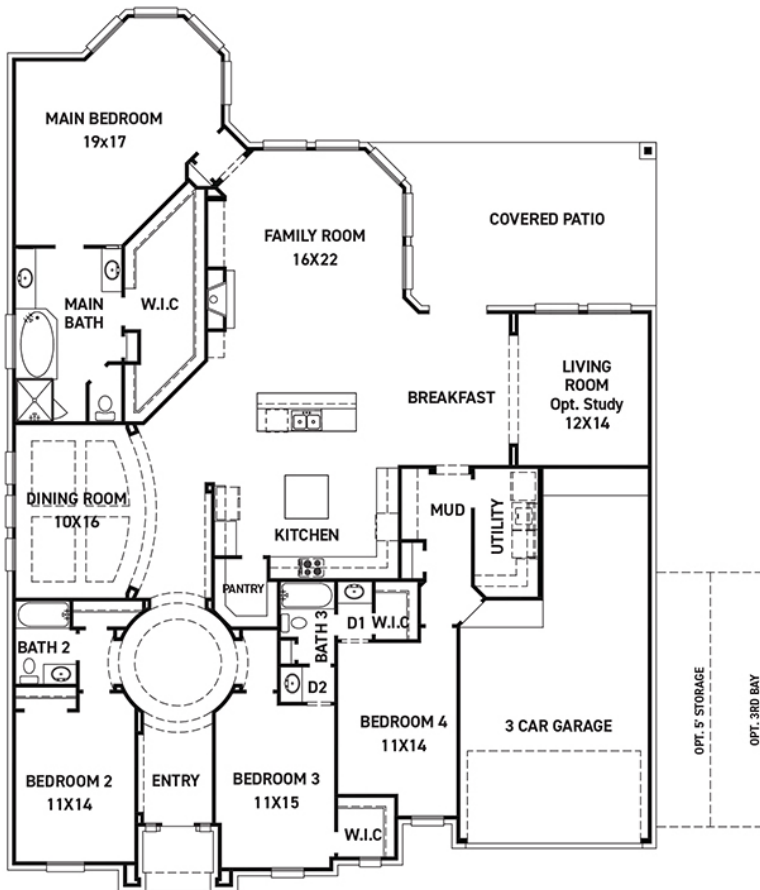
ELEVATION 5



ELEVATION 6



These drawings are conceptual only and are for the convenience of reference. They should not be relied upon as representations, express or implied, of the final detail of the residences. The builder expressly reserves the right to make modifications, revisions, and changes it deems desirable in its sole and absolute discretion. Dimensions and square footages are approximate and may vary with actual construction. Due to design and footage requirements not all options/elevations are available in all locations.



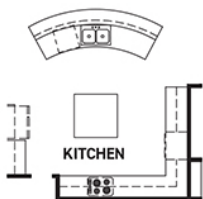
OPT. GUEST SUITE
+127 SQ. FT.

COVERED PATIO OPTIONS

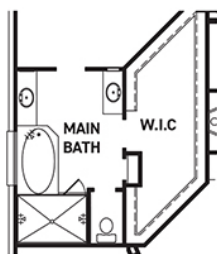
FIRST FLOOR PLAN

FEATURES:

- 3,261 SQUARE FT.
- 4 BEDROOM
- 3 BATHROOM
- 3 CAR GARAGE



OPT. CURVED ISLAND



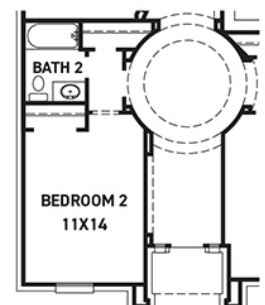
OPT. ENLARGED MAIN SHOWER



OPT. CATERER'S KITCHEN
+27 SQ. FT.



OPT. POWDER



OPT. ENSUITE BATH 2
W/ 2ND ENTRY CLOSET

REV 06/24(7024)



These drawings are conceptual only and are for the convenience of reference. They should not be relied upon as representations, express or implied, of the final detail of the residences. The builder expressly reserves the right to make modifications, revisions, and changes it deems desirable in its sole and absolute discretion. Dimensions and square footages are approximate and may vary with actual construction. Due to design and footage requirements not all options/elevations are available in all locations.

