



ELEVATION 3



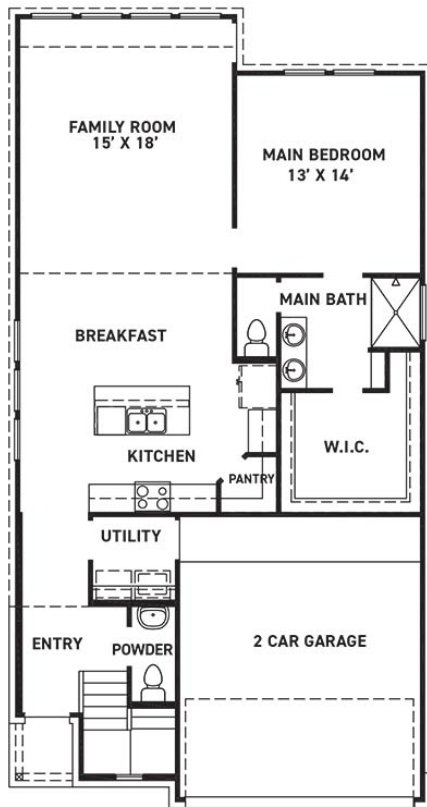
ELEVATION 1



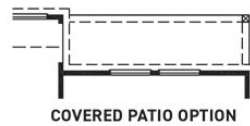
ELEVATION 2



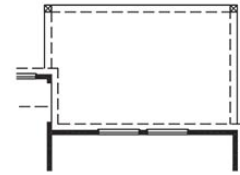
These drawings are conceptual only and are for the convenience of reference. They should not be relied upon as representations, express or implied, of the final detail of the residences. The builder expressly reserves the right to make modifications, revisions, and changes it deems desirable in its sole and absolute discretion. Dimensions and square footages are approximate and may vary with actual construction. Due to design and footage requirements not all options/elevations are available in all locations.



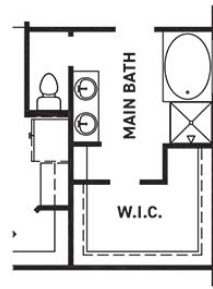
FIRST FLOOR PLAN



COVERED PATIO OPTION



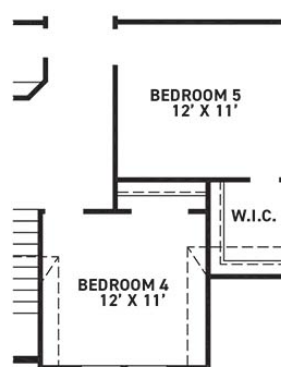
EXTENDED COVERED PATIO OPTION



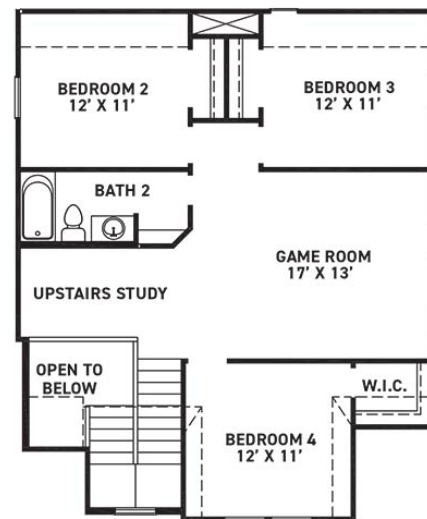
TUB @ MAIN BATH OPTION

FEATURES:

- 2129 SQUARE FT.
- 4 BEDROOM
- 2-1/2 BATHROOM
- 2 CAR GARAGE



BEDROOM 5 ILO GAME ROOM



SECOND FLOOR PLAN

REV 1/22(402H)



These drawings are conceptual only and are for the convenience of reference. They should not be relied upon as representations, express or implied, of the final detail of the residences. The builder expressly reserves the right to make modifications, revisions, and changes it deems desirable in its sole and absolute discretion. Dimensions and square footages are approximate and may vary with actual construction. Due to design and footage requirements not all options/elevations are available in all locations.