



**ELEVATION F3**



**ELEVATION A**



**ELEVATION B**



**ELEVATION C**



**ELEVATION D**



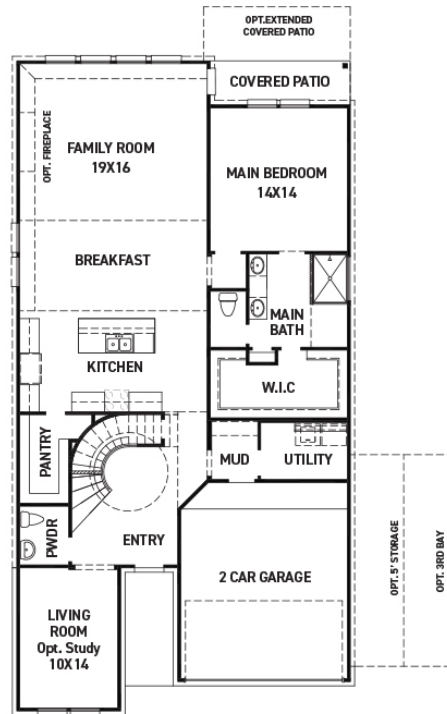
**ELEVATION E**



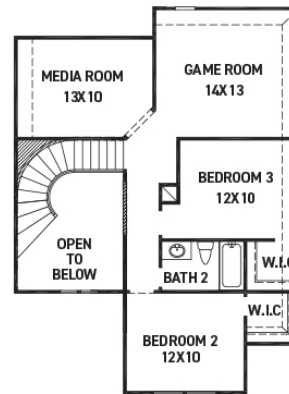
These drawings are conceptual only and are for the convenience of reference. They should not be relied upon as representations, express or implied, of the final detail of the residences. The builder expressly reserves the right to make modifications, revisions, and changes it deems desirable in its sole and absolute discretion. Dimensions and square footages are approximate and may vary with actual construction. Due to design and footage requirements not all options/elevations are available in all locations.



[newmarkhomes.com](http://newmarkhomes.com)



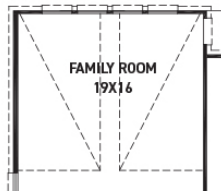
FIRST FLOOR PLAN



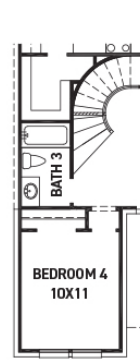
SECOND FLOOR PLAN

## FEATURES:

- 2,528 SQUARE FT.
- 3 BEDROOM
- 2 1/2 BATHROOM
- 2 CAR GARAGE



OPT. POINTED VAULT  
OPT. ARCHED VAULT



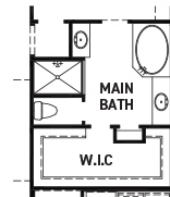
OPT. BEDROOM 4  
W/ BATH 3



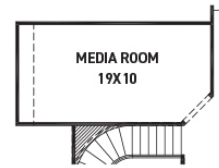
MAIN BATH W/  
SPLIT VANITY OPT.



OPT. DBL. SHOWER @ MAIN  
BATH



MAIN BATH W/TUB OPT.



OPT. EXTENDED  
MEDIA ROOM  
+66 SQ.



OPT. BEDROOM 5  
@ MEDIA ROOM  
+66 SQ.

REV 01/26 (453N)



These drawings are conceptual only and are for the convenience of reference. They should not be relied upon as representations, express or implied, of the final detail of the residences. The builder expressly reserves the right to make modifications, revisions, and changes it deems desirable in its sole and absolute discretion. Dimensions and square footages are approximate and may vary with actual construction. Due to design and footage requirements not all options/elevations are available in all locations.



[newmarkhomes.com](http://newmarkhomes.com)