



Sorano



ELEVATION 1



ELEVATION 2



ELEVATION 3



ELEVATION 5



ELEVATION 8



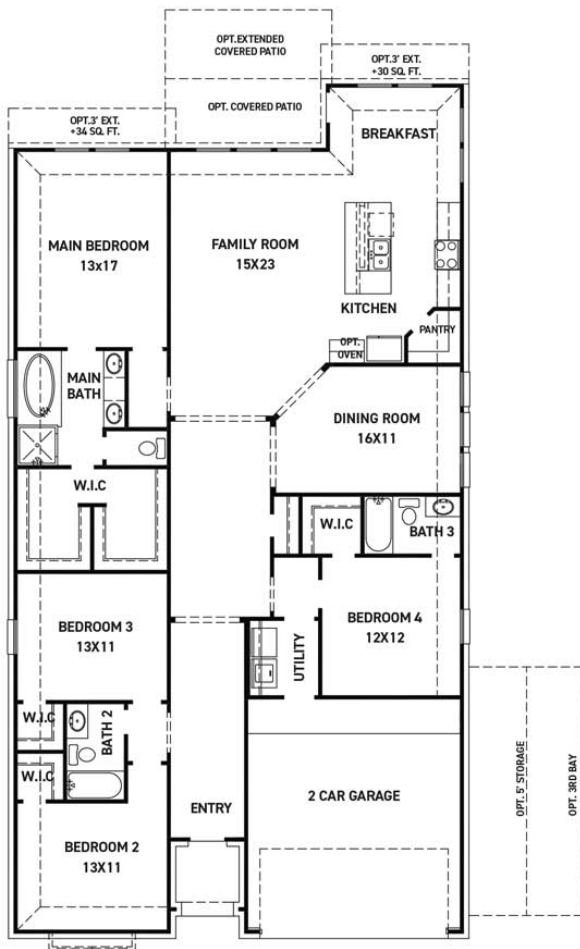
These drawings are conceptual only and are for the convenience of reference. They should not be relied upon as representations, express or implied, of the final detail of the residences. The builder expressly reserves the right to make modifications, revisions, and changes it deems desirable in its sole and absolute discretion. Dimensions and square footages are approximate and may vary with actual construction. Due to design and footage requirements not all options/elevations are available in all locations.



newmarkhomes.com



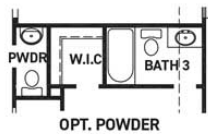
Sorano



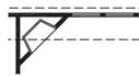
FIRST FLOOR PLAN

FEATURES:

- 2,354 SQUARE FT.
- 4 BEDROOM
- 3 BATHROOM
- 2 CAR GARAGE



OPT. POWDER



OPT. FIREPLACE
@ FAMILY ROOM

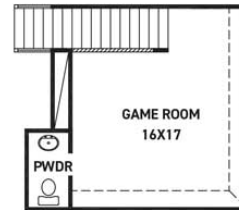


OPT. STUDY @ DINING

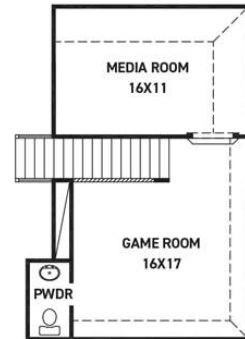


OPT. ENLARGED
MAIN SHOWER

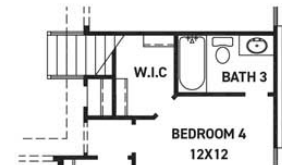
REV 01/25 (5004)



OPT. SECOND FLOOR
GAME ROOM
+288 SQ. FT.



OPT. SECOND FLOOR
GAME ROOM & MEDIA
+475 SQ. FT.



FIRST FLOOR W/SECOND FLOOR OPT.



These drawings are conceptual only and are for the convenience of reference. They should not be relied upon as representations, express or implied, of the final detail of the residences. The builder expressly reserves the right to make modifications, revisions, and changes it deems desirable in its sole and absolute discretion. Dimensions and square footages are approximate and may vary with actual construction. Due to design and footage requirements not all options/elevations are available in all locations.



newmarkhomes.com