



ELEVATION 1



ELEVATION 2



ELEVATION 3



ELEVATION 4



ELEVATION 5

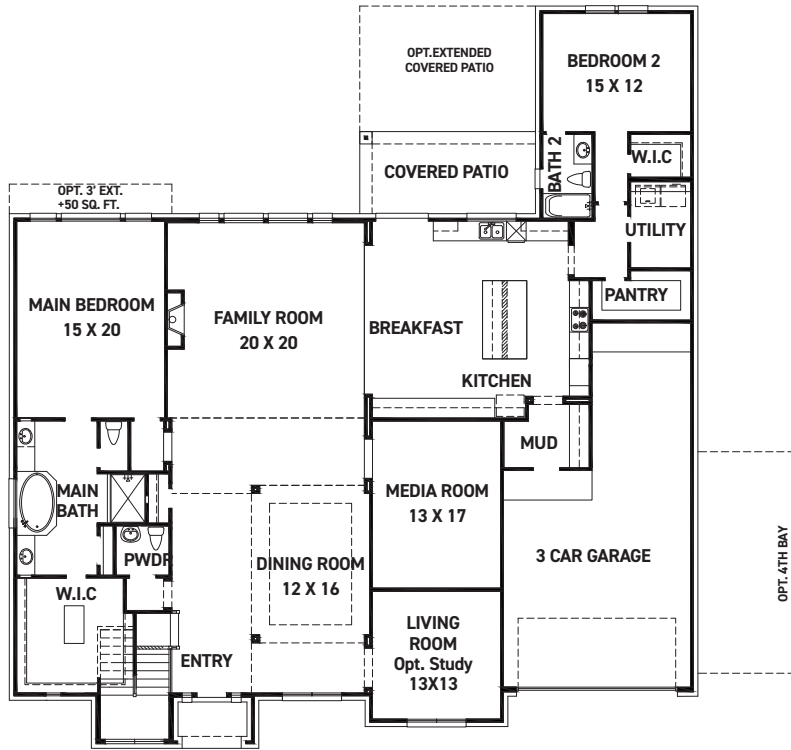


ELEVATION 6

REV 06/24 (8017)



These drawings are conceptual only and are for the convenience of reference. They should not be relied upon as representations, express or implied, of the final detail of the residences. The builder expressly reserves the right to make modifications, revisions, and changes it deems desirable in its sole and absolute discretion. Dimensions and square footages are approximate and may vary with actual construction. Due to design and footage requirements not all options/elevations are available in all locations.



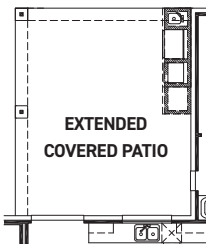
FIRST FLOOR PLAN



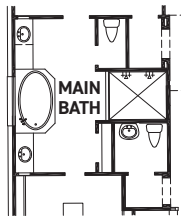
SECOND FLOOR PLAN

FEATURES:

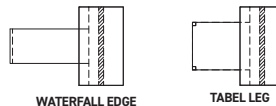
- 4,844 SQUARE FT.
- 5 BEDROOM
- 4 1/2 BATHROOM
- 3 CAR GARAGE



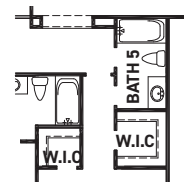
OPT. OUTDOOR KITCHEN W/
OPT. EXTENDED COVERED PATIO



OPT. ENLARGED
MAIN SHOWER



OPT. TABLE
@BREAKFAST AREA



OPT. BATH 5

REV 06/24 (8017)



These drawings are conceptual only and are for the convenience of reference. They should not be relied upon as representations, express or implied, of the final detail of the residences. The builder expressly reserves the right to make modifications, revisions, and changes it deems desirable in its sole and absolute discretion. Dimensions and square footages are approximate and may vary with actual construction. Due to design and footage requirements not all options/elevations are available in all locations.